

**PROPERTY IDENTIFICATION CODE (PIC)**

--	--	--	--	--	--	--	--

Date: \_\_\_\_\_

**Reseller Details**





Purchase Order N°	
Reseller Name:	
Contact Person:	
Address:	
	Postcode:
Phone:	Fax:

**Producer Details**

Property Name:	
Contact Person:	
Address: <input type="checkbox"/> NLIS BUCKET FILE Tick if required	
Phone:	
Email:	

**Delivery Address:** Reseller  Property  Other  Details: \_\_\_\_\_

**Delivery Method:** Australia Post e-Parcel  Australia Post Express  TNT Express

NLIS tags	Quantity	Printing Requirements (Visual tag)
<input type="checkbox"/> Round Breeder (white)  <b>Round Breeder Bundle Options:</b> <input type="checkbox"/> Breeder + XL female & button male <input type="checkbox"/> Breeder + L female & button male	<input type="text"/> (min 100 bundles)	Use this section to specify any printing requirements for the visual tag.
<input type="checkbox"/> Triangular Breeder (white)  <b>Triangular Breeder Bundle Options:</b> <input type="checkbox"/> Breeder + XL female & button male <input type="checkbox"/> Breeder + L female & button male	<input type="text"/> (min 100 bundles)	
<input type="checkbox"/> Round Post Breeder (orange) 	<input type="text"/>	
<input type="checkbox"/> Triangular Post Breeder (orange) 	<input type="text"/>	

**NLIS & RFID Readers**



**Bluestick Reader**



**GES3s Reader**



**Spare Antenna for GES3s**



**F310 Reader**

Applicators & Accessories: **Universal applicator**

**Herdsmen applicator**

**A note on tags serial numbers**

If you have previously ordered Datamars NLIS tags, your serial number will follow on from order to order. New orders will normally start from number 1. If you require a different series of numbers, please complete this section.

**Number Series**

From				To			